


Floodlight Series (Small)

The LED Lighting family of architectural outdoor products. Excellent optical performance in multiple distributions is achieved via a COB LED array and a precision-engineered reflector. LED life is assured through efficient thermal coupling and dissipation via its durable, pressure die-cast, low-copper alloy, aluminum housing. Engineered to last, all gaskets are anti-UV, anti-aging with no harmful out-gassing. The AGLED01 floodlight comes standard with a 1/2" NPT adjustable knuckle mount, 0-10V dimming and 10kV surge suppression. Alternate mounting selections include trunnion bracket and tenon adapter. All standard finishes are electrostatically applied. The AGLED01 floodlight is backed by a 10-year warranty.



FEATURES

- Color Temperatures: 5000K
- CRI: 70
- Lumen Maintenance: L70=50,000 at 25 °C
- Operating Temperature Range: -40 °C to 40 °C
- Durable All Aluminum Pressure Die Cast Housing
- Long Life Durable Powder Coat Finish (Custom colors are available upon request.)
- IP65 Rated (wet listed)
- Mounting: 1/2" NPT adjustable knuckle standard. Optional trunnion or tenon adapter available.

ELECTRICAL SPECIFICATIONS

- 120-277V
- Power Factor > 0.90
- THD < 0.85
- Control Options: 0-10V Dimming Standard (Photocell Optional)

TESTS & CERTIFICATIONS

- ETL (to UL1598 standards)
- RoHS Compliant
- Design Lights Consortium (Premium)



CITIZEN



WARRANTY

3-year limited warranty

PERFORMANCE SPECIFICATIONS

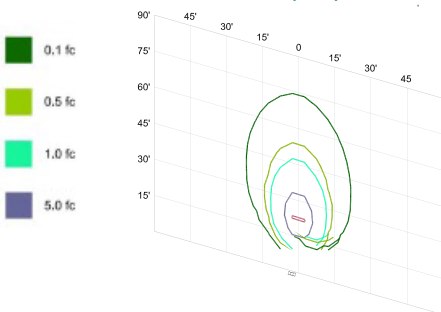
Distribution	Model / Wattage	Lumens	Candlepower (CBCP)
3 x 3	AGLED01	3,280	17,039

Voltage (V)	Current (A)
	30W
120	0.25
208	0.14
240	0.13
277	0.11

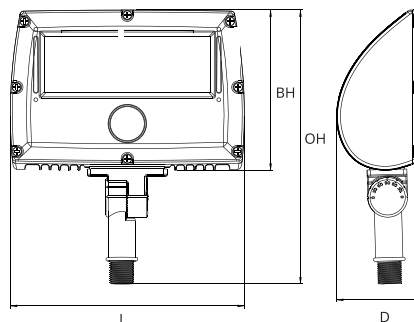
PHOTOMETRIC PERFORMANCE

Isofootcandle plots = OLFLS 20W model in 5000K CCT @ 15' setback. Distances are in units of mounting height.

30W (3X3)

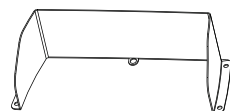
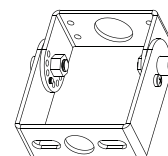
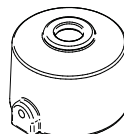
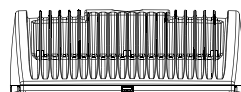


DIMENSIONS, WEIGHTS & MOUNTING



Wattage	30W
L = Length (inches / mm)	8.11 / 206.0
D = Depth (inches / mm)	2.93 / 74.4
BH = Body Height (inches / mm)	5.56 / 141.1
OH = Overall Height (inches / mm)	9.49 / 241.1
Weight (lbs / kg)	5.73 / 2.6

Effective Projected Area (EPA) in ft ²	
Configuration	■
Wattage	30
	0.870



Tenon adapter

Trunnion

Upper Visor

