

Floodlight Series (Medium)

The LED Lighting family of architectural outdoor products. Excellent optical performance in multiple distributions is achieved via a COB LED array and a precision-engineered reflector. LED life is assured through efficient thermal coupling and dissipation via its durable, pressure die-cast, low-copper alloy, aluminum housing. Engineered to last, all gaskets are anti-UV, anti-aging with no harmful out-gassing. The AGLED02 floodlight comes standard with a 1/2" NPT adjustable knuckle mount, 0-10V dimming and 10kV surge suppression. Alternate mounting selections include trunnion bracket and tenon adapter. All standard finishes are electrostatically applied. The AGLED02 floodlight is backed by a 10-year warranty.



FEATURES

- Color Temperatures: 5000K
- CRI: 70
- Lumen Maintenance: L70=50,000 at 25 °C
- Operating Temperature Range: -40 °C to 40 °C
- Durable All Aluminum Pressure Die Cast Housing
- Long Life Durable Powder Coat Finish (Custom colors are available upon request.)
- IP65 Rated (wet listed)
- Mounting: 1/2" NPT adjustable knuckle standard. Optional trunnion or tenon adapter available.

ELECTRICAL SPECIFICATIONS

- Two Universal Voltage Driver Options: 120-277V and 347-480V
- Power Factor > 0.90
- THD < 0.85
- Control Options: 0-10V Dimming Standard (Photocell Optional)

TESTS & CERTIFICATIONS

- ETL (to UL1598 standards)
- RoHS Compliant
- Design Lights Consortium (Premium)



CITIZEN®



WARRANTY

3-year limited warranty

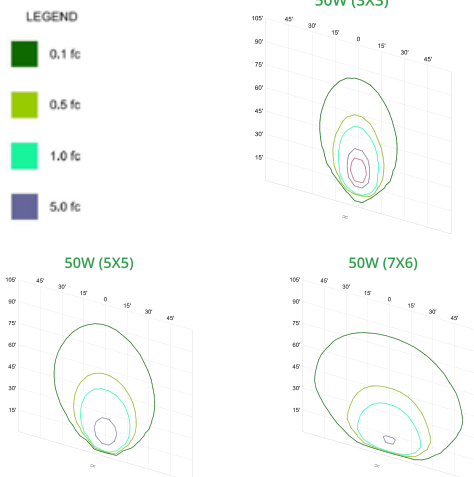
PERFORMANCE SPECIFICATIONS

Model	Lumens
AGLED02	6,638

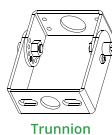
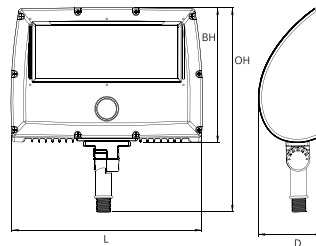
WATTAGE	VOLTAGE	COLOR TEMP	DISTRIBUTION	MOUNT	FINISH
70W	120-277V	5000K	3 X 3 = Spot	Adjustable Knuckle ¹	Dark Bronze

PHOTOMETRIC PERFORMANCE

Isofootcandle plots = OLFLM 50W model in 5000K CCT @ 15' setback. Distances are in units of mounting height.



DIMENSIONS, WEIGHTS & MOUNTING

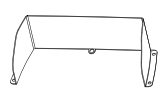


Wattage	70W
L = Length (inches / mm)	10.75 / 280
D = Depth (inches / mm)	3.73 / 94.7
BH = Body Height (inches / mm)	7.64 / 194.1
OH = Overall Height (inches / mm)	11.57 / 293.8
Weight (lbs / kg)	11.24 / 5.1

Effective Projected Area (EPA) in ft ²	
Configuration	■
Wattage	
70	1.340



Tenon Adapter



Upper Visor